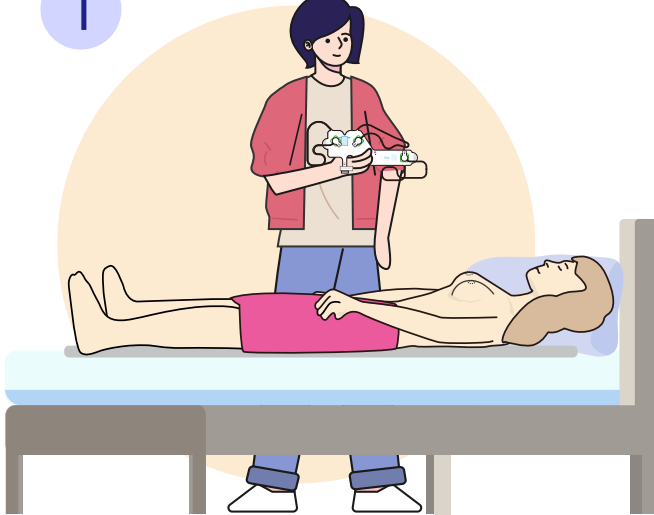


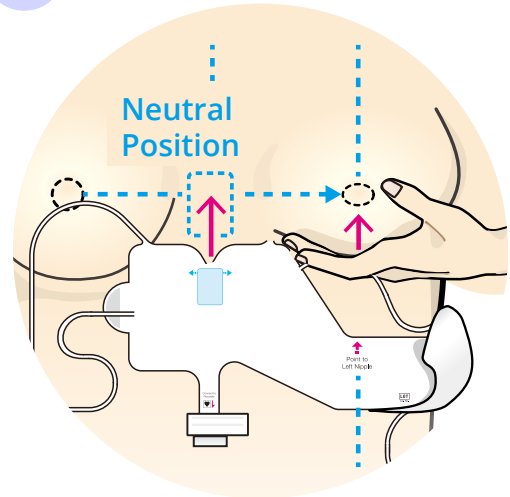
# Instructions for Electrode Placement on a Female Patient

1



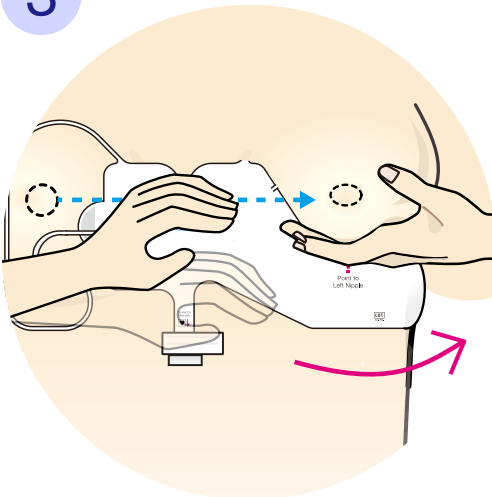
1. Female patients should lie down flat and have someone on the side to help.

2



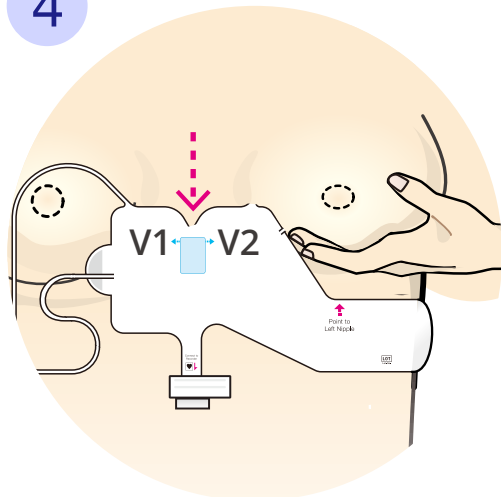
2. It is advised to remove the bra and hold the left breast up to a "neutral position", place the "blue box" in the center of the chest between nipples.

3



3. Wrap the tail of the strip around the underside of the left breast. Press on all parts of strip to ensure good adherence to the skin.

4



4. In some women, it may be challenging to place the "blue box" between the breasts. It may be necessary to move the entire strip slightly lower to allow more space for better placement.

If you have further questions, please contact QT Medical at:

O : 855-722-6006 / E-mail : [service@qtmedical.com](mailto:service@qtmedical.com)  
1370 Valley Vista Dr., Suite 266, Diamond Bar, CA 91765 [www.qtmedical.com](http://www.qtmedical.com)